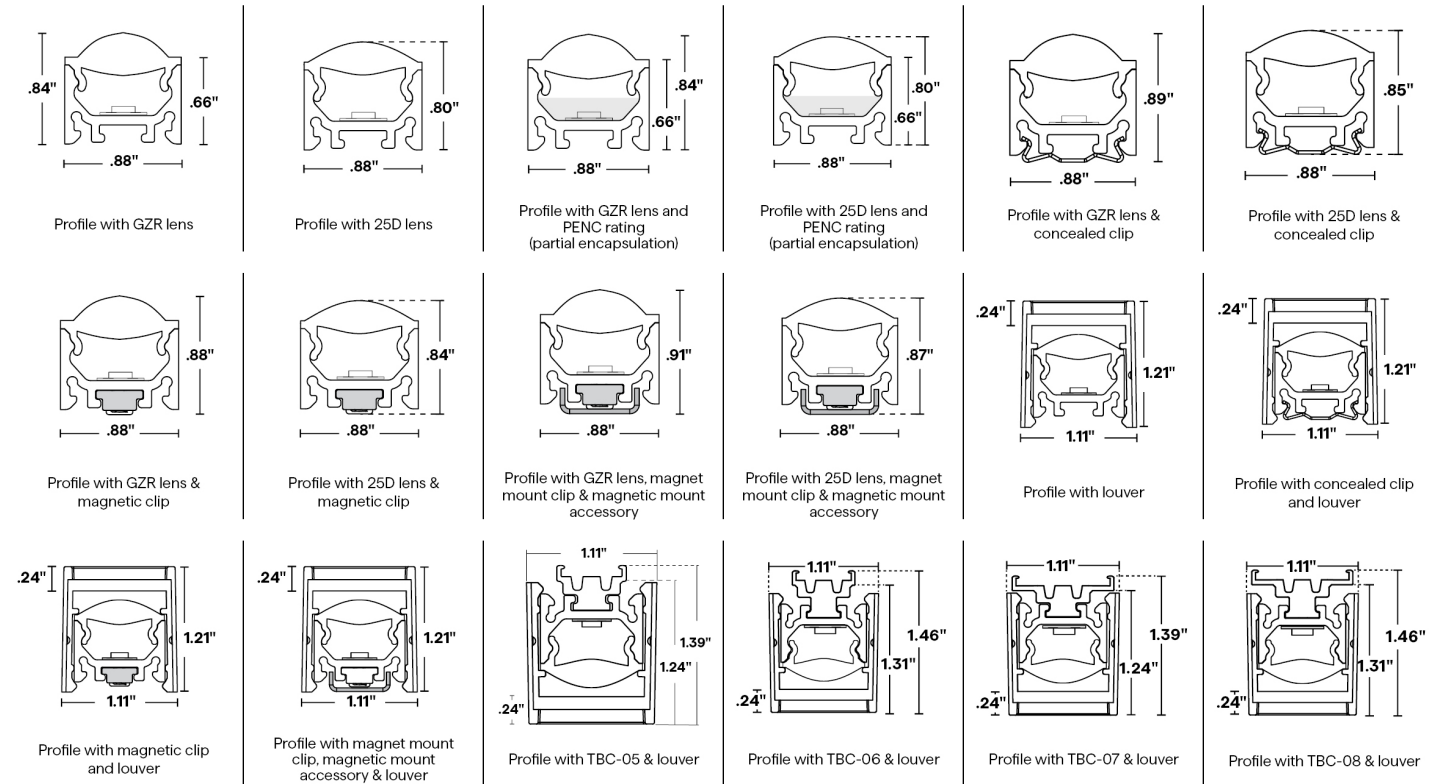




VERS-GRAZER (04) STATIC COLOR

24VDC Linear Fixtures - Surface & Recessed

1 PRODUCT - DIMENSIONS



2 DELIVERED LUMENS

[Calculated L70 = 50000 hrs]
Tested with VERS-04-SC-5.0-**-DRY


	Red		Green		Blue		Amber	
	LM/FT	Wavelength	LM/FT	Wavelength	LM/FT	Wavelength	LM/FT	Wavelength
GZR	124	635	589	521	137	467	95	595
25D	111	634	545	520	118	466	84	596



VERS-GRAZER (04) STATIC COLOR

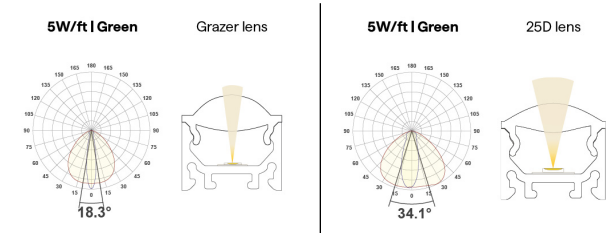
24VDC Linear Fixtures - Surface & Recessed

5 DIODE VISIBILITY



PHOTOMETRIC PERFORMANCE

Nominal beam spread shown, beam spread varies based on light engine. For more detailed information, see photometric data.

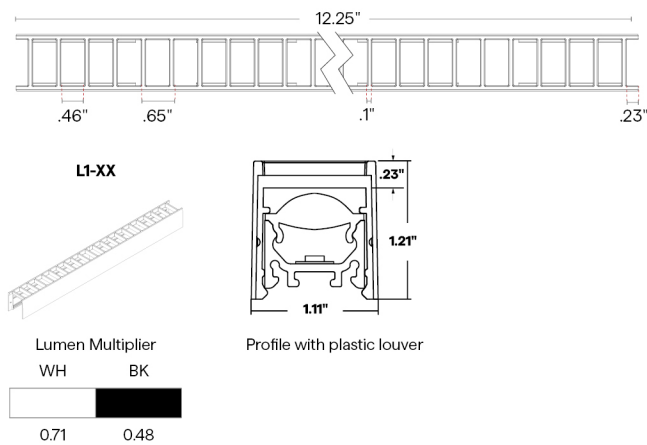


TEMPERATURE RATINGS

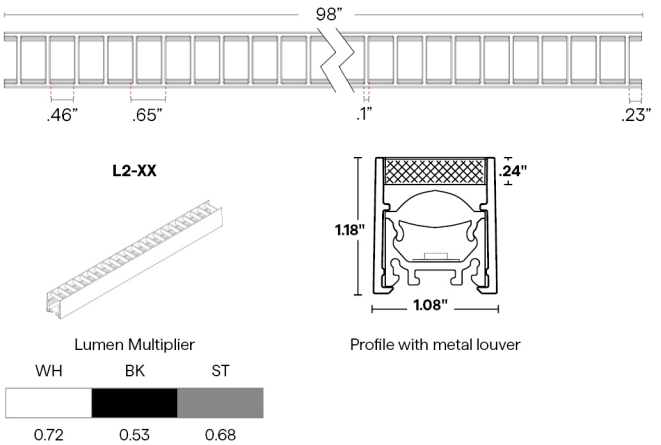
		5.0 W/FT	
		Min	Max
DRY	Ambient Operating Temp - Surface	-4°F	125°F
DMP	Ambient Operating Temp - Surface	-4°F	120°F
WET	Ambient Operating Temp - Surface	-4°F	120°F
PENC	Ambient Operating Temp - Surface	-4°F	105°F

6 EXTERNAL LOUVER

PLASTIC



METAL



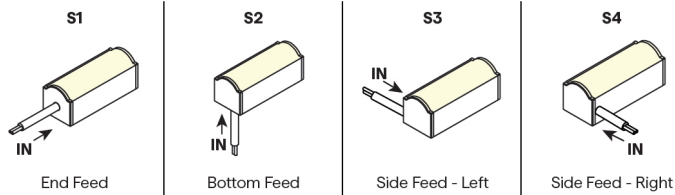


VERS-GRAZER (04) STATIC COLOR

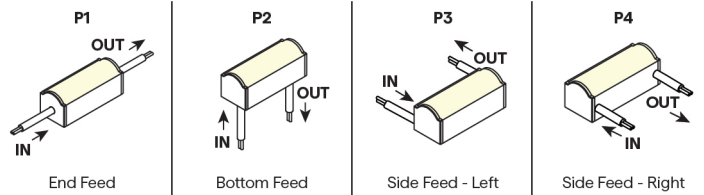
24VDC Linear Fixtures - Surface & Recessed

7 WIRE INPUT/OUTPUT

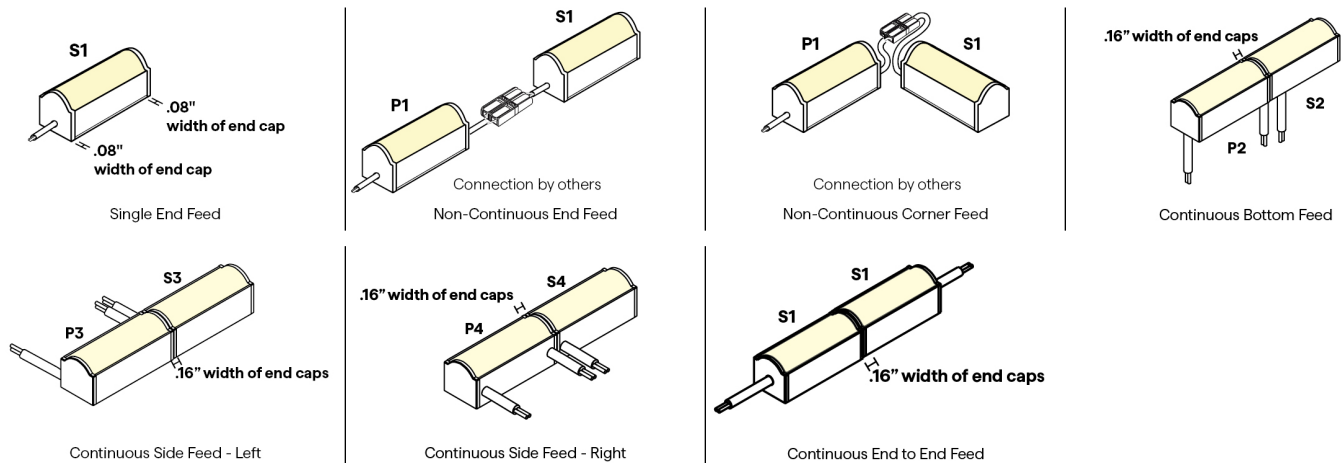
SINGLE (Input only)



PASS THROUGH (Input/Output)

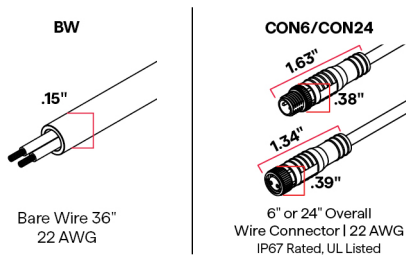


CONFIGURATION OPTIONS



8 / 9 CONNECTOR/WIRE - IN/OUT

Connector/Wire In or Out not needed to specify product.



10 WIRE COLOR



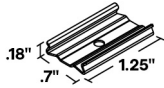


VERS-GRAZER (04) STATIC COLOR

24VDC Linear Fixtures - Surface & Recessed

12 MOUNTING

CC
(CC-01)



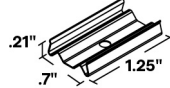
Concealed Clip

2 pieces of hardware provided for 4' or less; 4 pieces of hardware provided for greater than 4'

To order separately use CC-01 (sold in pairs)

Each clips comes with a #4 x 5/8" Flat Head screw.

CC
(CC-02)



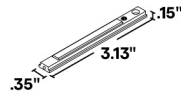
Louver Concealed Clip
Required if L1 or L2 Louver is selected

2 pieces of hardware provided for 4' or less; 4 pieces of hardware provided for greater than 4'

To order separately use CC-02 (sold in pairs)

Each clips comes with a #4 x 5/8" Flat Head screw.

MG

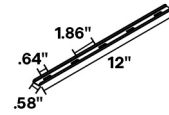


Magnet Clip

One MG provided per foot

To order separately use MG-02

MMA-02



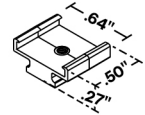
Magnet Mount
Accessory for MG-02

Sold separately, to order use MMA-02

Each clip comes with a #6 Flat Screw

Required when mounting to a non-magnetic surface

TBC-03



Plastic T-Bar Clip

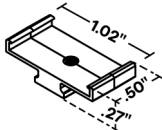
Use on 9/16" Flat Drop Ceiling; not compatible with PENC

2 clips provided for first 12"; 1 clip provided for each additional 12" or less length. 1 T-Bar Mounting Jig included with each fixture.

To order separately use TBC-03

Each pair of clips comes with M2.5 x 4mm set screw and Allen key

TBC-04



Plastic T-Bar Clip

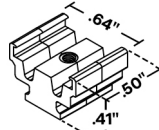
Use on 15/16" Flat or Tegular Drop Ceiling; not compatible with PENC

2 clips provided for first 12"; 1 clip provided for each additional 12" or less length. 1 T-Bar Mounting Jig included with each fixture.

To order separately use TBC-04

Each pair of clips comes with M2.5 x 4mm set screw and Allen key

TBC-05



Plastic T-Bar Clip

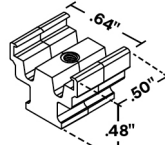
Use on 9/16" Tegular Drop Ceiling or with Louver on 9/16" Flat Drop Ceiling; not compatible with PENC

2 clips provided for first 12"; 1 clip provided for each additional 12" or less length. 1 T-Bar Mounting Jig included with each fixture.

To order separately use TBC-05

Each pair of clips comes with M2.5 x 4mm set screw and Allen key

TBC-06



Plastic T-Bar Clip

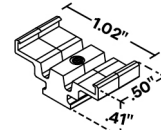
Use with Louver on 9/16" Tegular Drop Ceiling; not compatible with PENC

2 clips provided for first 12"; 1 clip provided for each additional 12" or less length. 1 T-Bar Mounting Jig included with each fixture.

To order separately use TBC-06

Each pair of clips comes with M2.5 x 4mm set screw and Allen key

TBC-07



Plastic T-Bar Clip

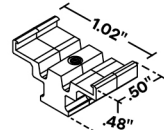
Use with Louver on 15/16" Flat Drop Ceiling; not compatible with PENC

2 clips provided for first 12"; 1 clip provided for each additional 12" or less length. 1 T-Bar Mounting Jig included with each fixture.

To order separately use TBC-07

Each pair of clips comes with M2.5 x 4mm set screw and Allen key

TBC-08



Plastic T-Bar Clip

Use with Louver on 15/16" Tegular Drop Ceiling; not compatible with PENC

2 clips provided for first 12"; 1 clip provided for each additional 12" or less length. 1 T-Bar Mounting Jig included with each fixture.

To order separately use TBC-08

Each pair of clips comes with M2.5 x 4mm set screw and Allen key

13 FINISH



Custom finishes require a longer lead time, consult factory

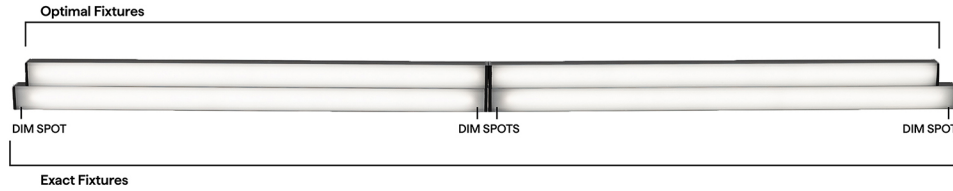


VERS-GRAZER (04) STATIC COLOR

24VDC Linear Fixtures - Surface & Recessed

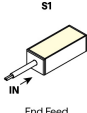
15 EXACT/OPTIMAL FIXTURE LENGTH

Exact fixtures are the exact length specified. Optimal fixtures' length is rounded down based on LED cut points to allow the fixture to be illuminated end to end. For runs with multiple fixtures that need to fill a specific length, it's recommended to order all optimal fixtures with an exact fixture at the end of the run.

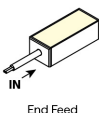
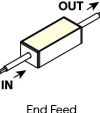
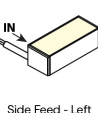
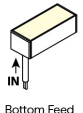
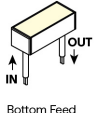
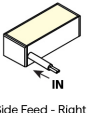
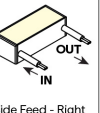


SC DRY DMP LENGTHS BY INCH

EXACT LENGTH

Requested Length	Potential dim spot on either end of a S1 fixture 
12"	1"
13"	0.5"
14"	1"
15"	0.5"
16"	1"
17"	0.5"
18"	1"
19"	0.5"
20"	1"
21"	0.5"
22"	1"
23"	0.5"
24"	1"
36"	1"
48"	1"
60"	1"
72"	1"
84"	1"
96"	1"

OPTIMAL LENGTH

Requested Nominal Length	S1 & S2  End Feed		P1 & P2  End Feed		S3 & S4  Side Feed - Left		P3 & P4  Side Feed - Left	
	S2  Bottom Feed		P2  Bottom Feed		S4  Side Feed - Right		P4  Side Feed - Right	
12"	10.49"		10.74"		10.34"		10.44"	
13"	12.49"		12.74"		12.34"		12.44"	
14"	12.49"		12.74"		12.34"		12.44"	
15"	14.49"		14.74"		14.34"		14.44"	
16"	14.49"		14.74"		14.34"		14.44"	
17"	16.49"		16.74"		16.34"		16.44"	
18"	16.49"		16.74"		16.34"		16.44"	
19"	18.49"		18.74"		18.34"		18.44"	
20"	18.49"		18.74"		18.34"		18.44"	
21"	20.49"		20.74"		20.34"		20.44"	
22"	20.49"		20.74"		20.34"		20.44"	
23"	22.49"		22.74"		22.34"		22.44"	
24"	22.49"		22.74"		22.34"		22.44"	
36"	34.49"		34.74"		34.34"		34.44"	
48"	46.49"		46.74"		46.34"		46.44"	
60"	58.49"		58.74"		58.34"		58.44"	
72"	70.49"		70.74"		70.34"		70.44"	
84"	82.49"		82.74"		82.34"		82.44"	
96"	94.49"		94.74"		94.34"		94.44"	




VERS-GRAZER (04) STATIC COLOR

24VDC Linear Fixtures - Surface & Recessed

SC WET LENGTHS BY INCH

EXACT LENGTH

Requested Length	Potential dim spot on either end of a S1 fixture
	S1  End Feed
12"	1"
13"	0.5"
14"	1"
15"	0.5"
16"	1"
17"	0.5"
18"	1"
19"	0.5"
20"	1"
21"	0.5"
22"	1"
23"	0.5"
24"	1"
36"	1"
48"	1"
60"	1"
72"	1"
84"	1"
96"	1"

OPTIMAL LENGTH

Requested Nominal Length	S1 & S2  End Feed		P1 & P2  End Feed		S3 & S4  Side Feed - Left		P3 & P4  Side Feed - Left	
	S1	S2	P1	P2	S3	S4	P3	P4
12"	10.69"		10.84"		10.59"		10.69"	
13"	12.69"		12.84"		12.59"		12.69"	
14"	12.69"		12.84"		12.59"		12.69"	
15"	14.69"		14.84"		14.59"		14.69"	
16"	14.69"		14.84"		14.59"		14.69"	
17"	16.69"		16.84"		16.59"		16.69"	
18"	16.69"		16.84"		16.59"		16.69"	
19"	18.69"		18.84"		18.59"		18.69"	
20"	18.69"		18.84"		18.59"		18.69"	
21"	20.69"		20.84"		20.59"		20.69"	
22"	20.69"		20.84"		20.59"		20.69"	
23"	22.69"		22.84"		22.59"		22.69"	
24"	22.69"		22.84"		22.59"		22.69"	
36"	34.69"		34.84"		34.59"		34.69"	
48"	46.69"		46.84"		46.59"		46.69"	
60"	58.69"		58.84"		58.59"		58.69"	
72"	70.69"		70.84"		70.59"		70.69"	
84"	82.69"		82.84"		82.59"		82.69"	
96"	94.69"		94.84"		94.59"		94.69"	

COMPATIBLE POWER SUPPLIES

See power supplies cut sheets for more information. Data subject to change, all data has +/- 5% tolerance.

DIM TO LEVEL	INDOOR	OUTDOOR
	SC	SC
Dim to Black	Q6M-DC+CAP QTM-DC+CAP iQ-PH+QD1	QOM-DC+CAP QOM-PH
0.1%	QT-CAB-QZ-PH/0-10V QT-CAB-eLED+0-10V QT-CAB-eLED+0-10V-AWN QT-CAB-eLED+DALI-DT6 QT-CAB-eLED+DALI-DT6-AWN QTM-eLED+0-10V QTM-eLED+0-10V-AWN QTM-eLED+DALI-DT6 QTM-eLED+DALI-DT6-AWN QZ-BOWTIE+DIMMER QZ-DMX QZ-PH/0-10V QZ-STICK-PH/0-10V QZLP	Q-SET-QZ-DMX Q-SET-QZ-PH/0-10V Q-SET-eLED+0-10V QOM-eLED+0-10V QOM-eLED+DALI-DT6 QOM-eLED+PS-DALI-DT6 QZ-DMX QZ-PH/0-10V
1%	QTM-eLED(E) QZ-DALI-DT6	Q-SET+QZ-DALI-DT6 QZ-DALI-DT6
10%	Non-Dim Power Supply with SW App Dongle	









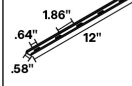


VERS-GRAZER (04) STATIC COLOR






24VDC Linear Fixtures - Surface & Recessed

DIMMING PROTOCOL	INDOOR	OUTDOOR
	SC	SC
Non-Dim	QT-CAB-eLED-ND QTM-eLED-ND QZ-ND	Q-SET-QZ-ND Q-SET-eLED-ND QOM-eLED-ND QZ-ND
Phase	Q6M-DC+CAP QT-CAB-QZ-PH/0-10V QTM-DC+CAP QTM-eLED(E) QZ-BOWTIE+DIMMER QZ-PH/0-10V QZ-STICK-PH/0-10V QZLP iQ-PH+QD1	Q-SET-QZ-PH/0-10V QOM-DC+CAP QOM-PH QZ-PH/0-10V
0-10V	QT-CAB-QZ-PH/0-10V QT-CAB-eLED+0-10V QT-CAB-eLED+0-10V-AWN QTM-eLED+0-10V QTM-eLED+0-10V-AWN QZ-PH/0-10V QZ-STICK-PH/0-10V QZLP	Q-SET-QZ-PH/0-10V Q-SET-eLED+0-10V QOM-eLED+0-10V QZ-PH/0-10V
Lutron Athena	QT-CAB-eLED+0-10V-AWN QT-CAB-eLED+DALI-DT6-AWN QTM-eLED+0-10V-AWN QTM-eLED+DALI-DT6-AWN	
ECO System	QTM-eLED(E)	
DMX	QZ-DMX	Q-SET-QZ-DMX QZ-DMX
DALI-2: DT6	QT-CAB-eLED+DALI-DT6 QT-CAB-eLED+DALI-DT6-AWN QTM-eLED+DALI-DT6 QTM-eLED+DALI-DT6-AWN QZ-DALI-DT6	Q-SET+QZ-DALI-DT6 QOM-eLED+DALI-DT6 QZ-DALI-DT6
SCENE App Dimmed	Non-Dim Power Supply with SW App Dongle	

COMPATIBLE MOUNTING ACCESSORIES

HINGE - HMB-M  1.41" .71" Adjustable mounting bracket - Medium	HINGE - HMB-L  1.46" 1.29" Adjustable mounting bracket - Large	HINGE - HMB-XL  4" 1.46" Adjustable mounting bracket - XLarge	Q-PIVOT  .75" 1.03" Small mounting accessory	Q-ANGLE  2.23" 1.38" Adjustable mounting accessory	NU-GRAZER  U Mounting Bracket	NJ-GRAZER  J Mounting Bracket	BL-GRAZER  Backwards L Mounting Bracket	MMA-02  1.86" 12" .64" .58" Magnet Mount Accessory for MG-02
--	---	---	--	--	---	--	---	--

COMPATIBLE WIRING ACCESSORIES

Q-mini-J  2" 1.25" UL Listed, miniature junction box, DRY/DMP (WET rated with silicone)	Q-mini-J5  2.80" 2.27" UL Listed, miniature junction box, DRY/DMP (WET rated with silicone)	CON120-EXT  10ft Con cable extender DRY/DMP/WET	CON FOUR-FER  Splits lead from one to four LED Con connectors DRY/DMP/WET	CON M - BARREL F  Male con to barrel cable adaptor DRY/DMP
---	---	--	--	---



VERS-GRAZER (04) STATIC COLOR

24VDC Linear Fixtures - Surface & Recessed

COMPATIBLE APPS

NFC APP



Read and write
DMX addresses and
adjust voltage